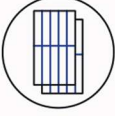


(182mm mono PERC half-cell, high-efficiency bifacial module)

535-555W 0-5W Positive Tolerance



MBB&SMBB Half-cut Cell Technology
New circuit design, lower internal current, and lower Rs loss.



High Power Density
A new generation of monocrystalline products with reduced resistive losses for greater power output.




Mechanical Properties
An aluminum frame in special design for better mechanical properties and more efficient installation.



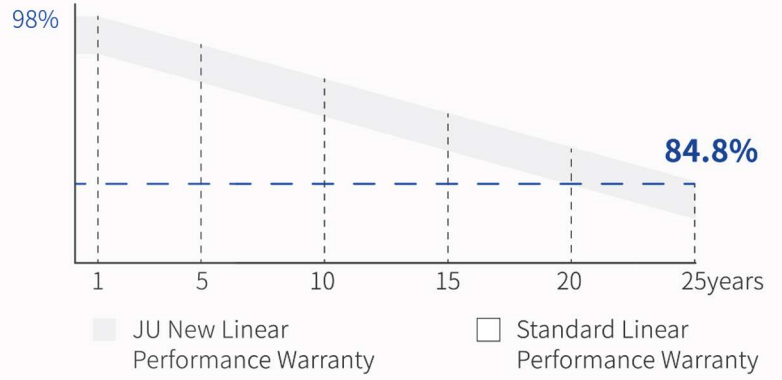
Excellent Weather Resistance
The solar modules can meet the IEC standard requirements with strong resistant to risks such as salt spray, ammonia gas, dust, snail marks and electric potential induced attenuation.



4 Times 100% EL Detection
Guarantee no micro cracks



PRODUCT QUALITY SYSTEM & CERTIFICATION



12years Material & process Warranty
25years Linear Performance Warranty
0.55% Linear Power Degradation

ELECTRICAL PROPERTIES

SM-182M-72HBG 144PCS

STC : irradiance, 1000W/m²; cell temperature, 25°C; spectral range, AM1.5

NOCT: irradiance, 800 W/m²; ambient temperature, 20 °C; spectral range, AM1.5; wind speed, 1m/s

	STC	NOCT	STC	NOCT	STC	NOCT	STC	NOCT	STC	NOCT
Maximum power - P _{mp} (W)	535	407.12	540	411.12	545	414.83	550	418.55	555	422.29
Open-circuit voltage - V _{oc} (V)	49.30	46.87	49.45	47.01	49.60	47.15	49.75	47.29	49.90	47.44
Short-circuit current - I _{sc} (A)	13.89	11.14	13.90	11.20	13.97	11.25	14.04	11.31	14.11	11.37
Maximum operating voltage - V _{mp} (V)	41.45	39.53	41.60	39.67	41.75	39.82	41.90	39.96	42.05	40.10
Maximum operating current - I _{mp} (A)	12.91	10.30	12.99	10.36	13.06	10.42	13.13	10.47	13.20	10.53
Module conversion efficiency - η _m	20.71%		20.90%		21.10%		21.29%		21.48%	

ELECTRICAL PROPERTIES VERSUS POWER GAINS FROM THE REAR (TAKING A IRRADIANCE OF 10%)

Maximum power - P _{mp} (W)	572	578	583	589	594
Open-circuit voltage - V _{oc} (V)	49.30	49.45	49.60	49.75	49.90
Short-circuit current - I _{sc} (A)	14.86	14.87	14.95	15.02	15.10
Maximum operating voltage - V _{mp} (V)	41.45	41.60	41.75	41.90	42.05
Maximum operating current - I _{mp} (A)	13.81	13.90	13.97	14.05	14.12
Irradiance ratio (Rear / Front)	10%				
Bifaciality	70±5%				

ABSOLUTE RATING

Power tolerance (W)	(0, +5)
Mechanical load	Front5400Pa/Back2400Pa
Maximum system voltage (V)	1500
Maximum series fuse rating (A)	25
Operating temperature	-40~+85°C

MECHANICAL PROPERTIES

Module dimensions(L*W*H)	2278 x 1134 x 35mm
Weight	31.5kg
Cell quantity	144PCS
Cell model	PERC Monocrystalline182 x 91mm
Glass	2.0mm AR, High Transmission, semi-tempered glass
Frame	Anodized aluminium alloy
Junction box	IP68 Rated
Output line	4.0mm ² , wire length 300mm
Connector	MC4 Compatible

TEMPERATURE CHARACTERISTIC

Temperature coefficient (P _{max})	-0.35% / °C
Temperature coefficient (V _{oc})	-0.26% / °C
Temperature coefficient (I _{sc})	+0.048% / °C
NMOT	43±2°C

PACKAGING

Container	40HQ
PCS / Pallet	31
PCS / Container	620

PRODUCT ASSEMBLY DRAWING(mm)

